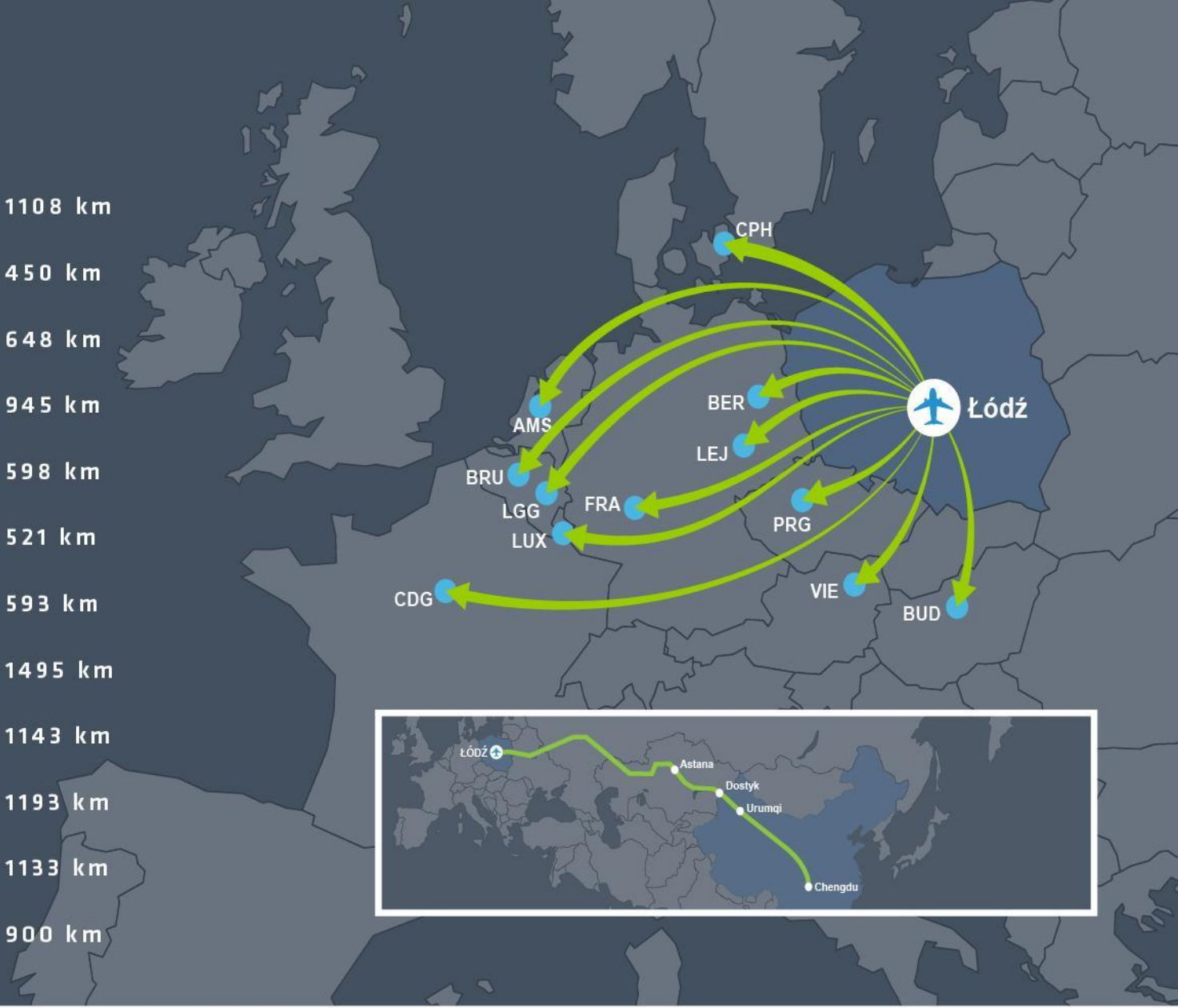


Welcome to  
**Cargo Lodz Airport**  
CENTRAL POLAND



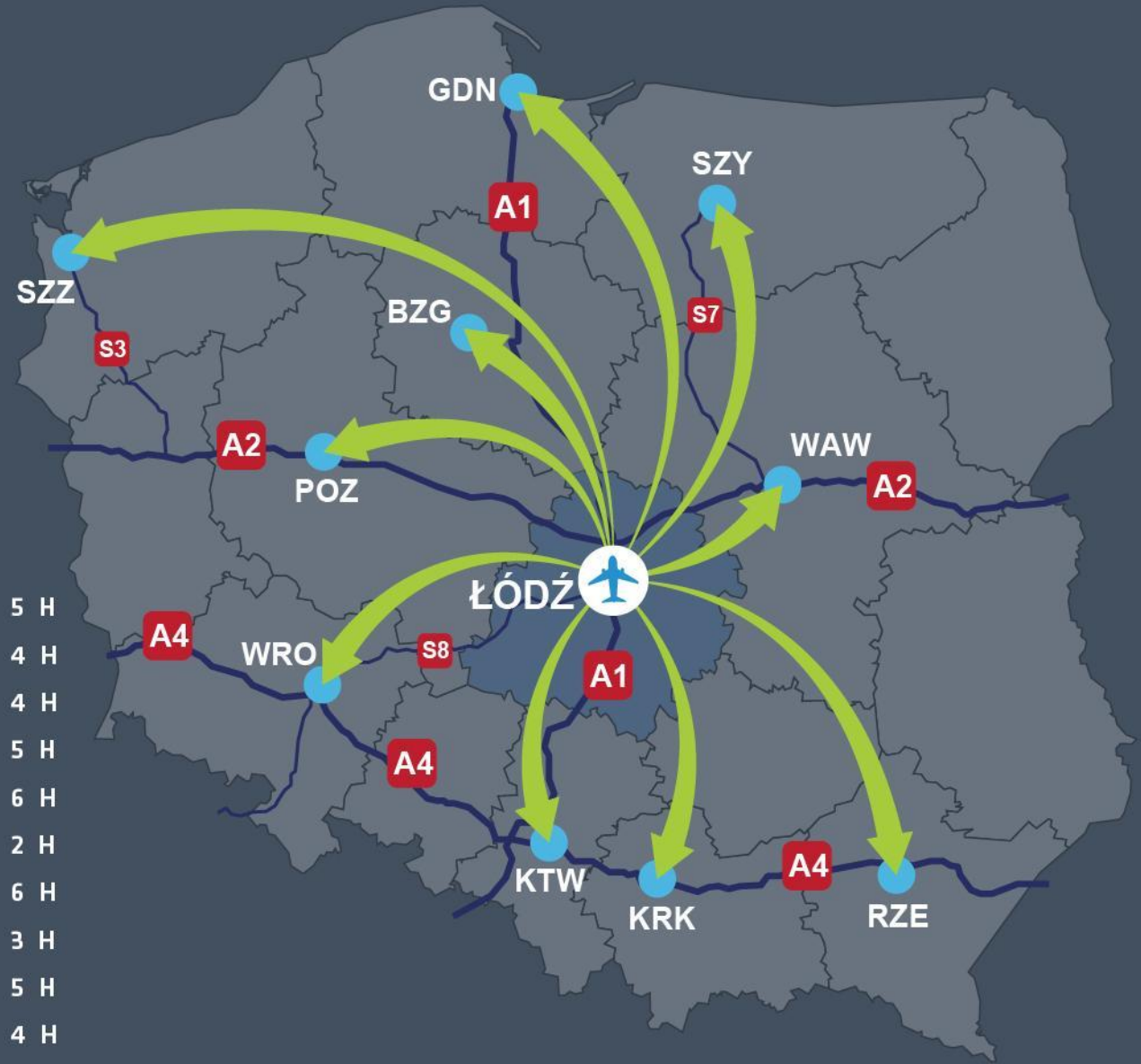
**EUROPE  
 & ASIA**

AMS	AMSTERDAM	13 h	1108 km
BER	BERLIN	8 h	450 km
BUD	BUDAPEST	10 h	648 km
FRA	FRANFURT	13 h	945 km
LEJ	LEIPZIG	8 h	598 km
PRG	PRAGUE	8 h	521 km
VIE	VIENNA	8 h	593 km
CDG	PARIS	16 h	1495 km
LUX	LUXEMBURG	14 h	1143 km
BRU	BRUSSELS	14 h	1193 km
LGG	LIEGE	14 h	1133 km
CPH	COPENHAGEN	13 h	900 km



**POLAND**  
 Travel time  
 by truck from  
 Łódź

GDA	GDAŃSK		5 H
POZ	POZNAŃ		4 H
KTW	KATOWICE		4 H
KRK	KRAKÓW		5 H
RZE	RZESZÓW		6 H
WAW	WARSZAWA		2 H
SZZ	SZCZECIN		6 H
WRO	WROCŁAW		3 H
SZY	OLSZTYN		5 H
BZG	BYDGOSZCZ		4 H



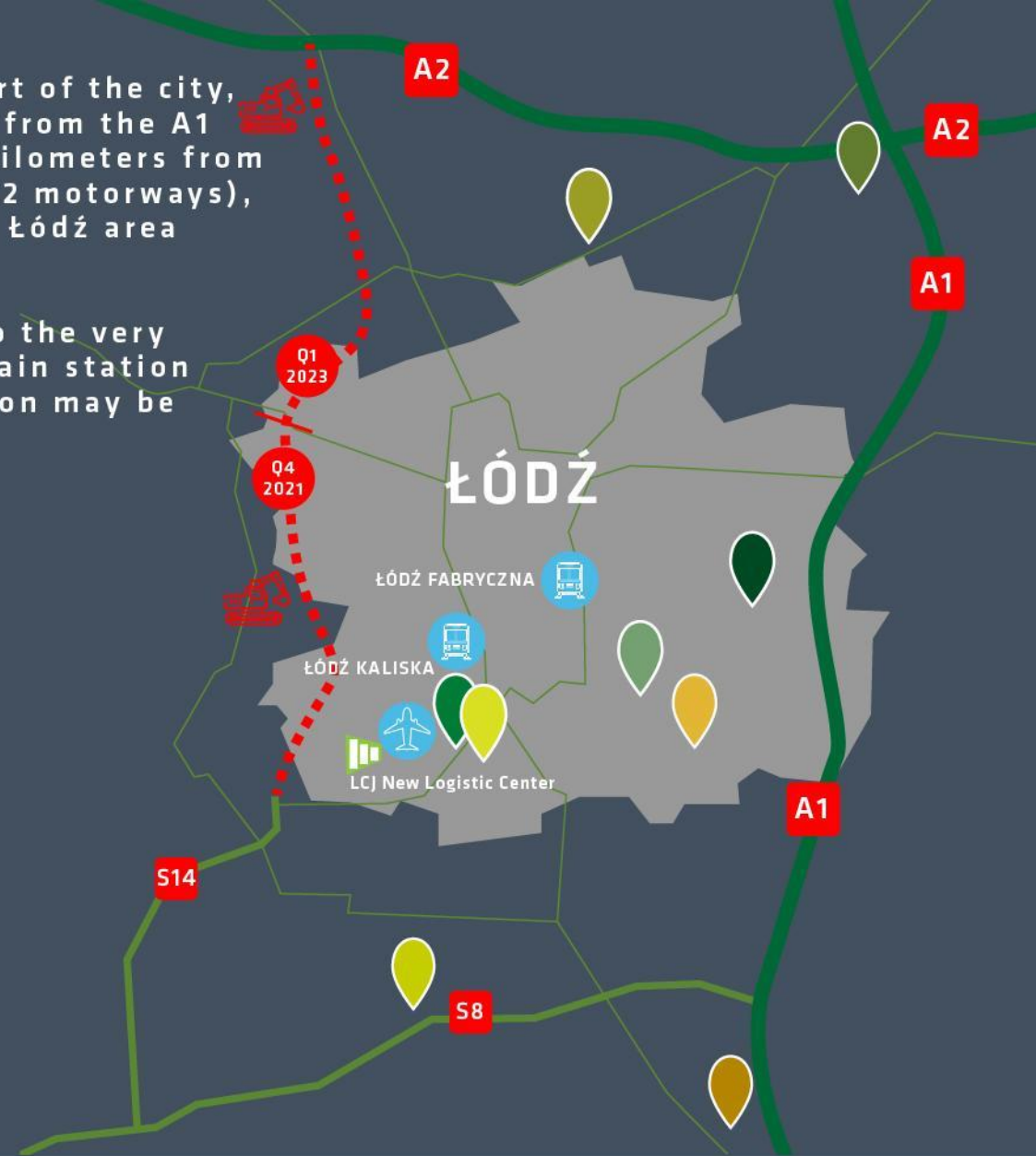
**ŁÓDŹ**  
**LODZ AS A NEW**  
**LOGISTIC CENTER**  
**FOR CENTRAL AND**  
**EASTERN EUROPE**

Investment is located in the south-western part of the city, 6 km away from the city centre, 20 kilometers from the A1 motorway (Katowice - Łódź - Gdańsk) and 33 kilometers from the Stryków junction (intersection of A1 and A2 motorways), this park is very well connected to the greater Łódź area as well as all of Poland.












The investment location ensures fast access to the very centre of Łódź (Piotrkowska Street) and the train station (Łódź Kaliska). The Łódź Fabryczna train station may be reached in approximately 30 minutes.

-  Hillwood Logistic Center (Amazon) 170 000 Sq m
-  Central Logistic hub 185 000 Sq m
-  Stryków Logistic Center over 300 000 Sq m
-  Amazon - 45 000 Sq m
-  Zalando - 130 000 Sq m
-  FedEx Express
-  TNT EXPRESS
-  DHL
-  UPS

	<b>Highway/Expressway</b>
A1	20 min
A2	35 min
S14	1 min
S8	16 min



**ŁÓDŹ**  
 ŁÓDŹ AS A NEW  
 LOGISTIC CENTER  
 FOR CENTRAL AND  
 EASTERN EUROPE

-  New cargo area
-  Planned apron for cargo planes
-  Road S14
-  Road S14 (under construction)
-  Road junction (under construction)
-  Road junction
-  Access to the center, connection with expressways (about 2 km)
-  Railway line no 14
-  Railway station Łódź Lublinek (ŁKA, PR) 5 min on foot
-  Planned bus stop
-  Bicycle path
-  Access to the railway station



**FUTURE PLANS:**

**NEW LCJ CARGO  
TERMINAL  
( 5 000 Sq m.)**

**AND INTERMODAL  
LOGISTIC CENTER  
( 74 000 Sq m )**

**NEXT TO  
THE AIRPORT  
OPENING  
Q3/Q4 2022**

**Advantages:**



Up to 74 000 square meters of warehouse space



ESFR sprinkler system



Min. 5 T/sq m floor loading capacity



CCTV



Wide manoeuvring truck court



Smart lighting with movement and daylight



Controls (DELI LED)



Entrance automatization system (Singu SSD)



**CARGO**  
LODZ AIRPORT  
CENTRAL POLAND

ROUTES EUROPE  
THE MOST  
IMPORTANT EVENT  
FOR AVIATION  
IN ŁÓDŹ

Łódź



Routes Europe 2023  
Host City

LODZ AIRPORT  
CENTRAL POLAND



# Contact us



**Anna Midera, Ph.D.**  
President & CEO



**Artur Fraj, IPMA-D**  
Commercial Director (CCO) & Proxy  
[a.fraj@airport.lodz.pl](mailto:a.fraj@airport.lodz.pl)



**Robert Makowski**  
Head of Route & Business Development  
[r.makowski@airport.lodz.pl](mailto:r.makowski@airport.lodz.pl)



**Marcin Strzelecki**  
Cargo Department Manager  
[m.strzelecki@airport.lodz.pl](mailto:m.strzelecki@airport.lodz.pl)

**we are open for cooperation**